

## Managing Students with Computers

### Tip Sheet for Locating and Installing Plug-Ins

#### What is a plug-in?

A plug-in is a software program that allows Web browsers to play multimedia, including audio, video, and virtual reality.

#### What plug-ins do I need?

Five commonly used plug-ins will allow you to play multimedia over the Internet. They are:

Plug-in	Description
Quicktime	The Quicktime player allows you to view movies and use Web sites that make use of virtual reality.
Acrobat Reader	Many documents are published on the Web as PDF documents, which can be viewed with the Acrobat Reader
Flash Player	The Flash player allows you to view computer-based animation, including audio.
Shockwave	With Shockwave, you can access interactive games, graphics, and streaming audio.
Real Player	The Real Player allows you to download and play audio and video, as well as play streaming audio and video.

#### Where can I locate the plug-ins I need to download?

When you visit a Web site that requires a plug-in that your computer does not have, you will be redirected to the specific plug-in's site to get the latest download. If you are using Netscape, you will generally be directed to Netscape's Plug-in site: <http://wp.netscape.com/plugins/index.html?cp=brictrpr3>. The main plug-ins you will need are located on the main page, others are listed under "Departments."

#### How do I download a Plug-in once I have found it?

1. Once you have found the correct plug-in, and in this example on the Netscape plug-ins page, click the "**Download Now**" button. The plug-in will be installed in the browser that you have open, and in this example, Netscape.

**Apple QuickTime**  
The Apple QuickTime plug-in lets you experience QuickTime animation, music, MIDI, audio, video, and VR panoramas and objects directly in a Web page.




Available for Windows 95 or later, and Mac OS 9.1 or later.

[Download Now](#)

---

**Adobe Acrobat Reader**  
The most reliable, efficient, and effective way to share information electronically.




Available for Linux, Windows 95 or later, Mac OS 9.1 or later, and Unix versions.

[Download Now](#)

---

**Macromedia Flash Player**  
Experience animation and entertainment on the web with Flash, the web standard for vector graphics and animation. Check out the [Flash Showcase](#) for more



2. Select your operating system from the list provided:

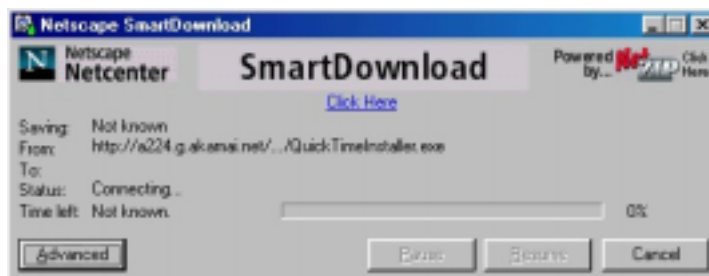
**Download the right plug-in for your operating system:**

<b>Linux</b>	<b>Windows 95, 98, ME, NT, 2000</b>	<b>Mac OS (PPC)</b>	<b>More Operating Systems</b>
n/a	<a href="#">Click to download</a>	<a href="#">Click to download</a>	n/a

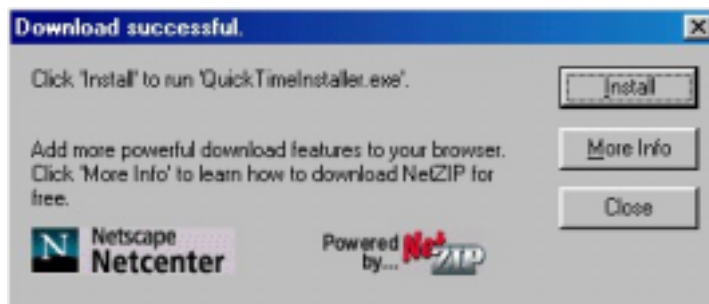
3. Fill out the appropriate information to download the free plug-in. We have chosen Quicktime as our example.

The screenshot shows a web form titled "Download the free player" for QuickTime 5.0.2. It asks for user information: E-mail Address, First Name, and Last Name. Below this, it prompts to "Select your operating system:" with radio buttons for "Windows 95/98/NT/ME/2000" and "Macintosh". There is also a "Select a language:" dropdown menu currently set to "English (US)" and a link for "More languages (QuickTime 5.0.1)". A "Download QuickTime" button is at the bottom.

The plug-in will be downloaded to your computer.



1. Click install.



2. Follow the on-screen directions and install the plug-in in the "Plug-ins" folder.